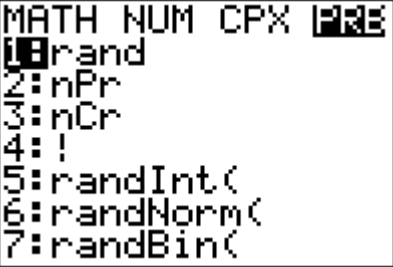

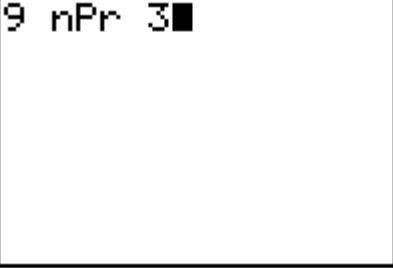


TI Instructions

How to evaluate: n^P_r

Steps	Instructions	Screen Shots
1	To evaluate 9^P_3 Press 9 , then MATH , left arrow to get to PRB menu	
2	Now press 2 for 2:nPr option	
3	Now press 3	
4	Now press ENTER	